


MODULAR RECEPTACLES



PRODUCT OVERVIEW

Custom receptacle plates that ship from stock!

Design and specify receptacle stations in any configuration. Single receptacles include three, four, or five XLR, or female RJ45. Dual receptacles available in many popular combinations.

All insert components are ordered separately, ready for assembly on-site. Rear terminal block connectors or IDC connectors means no soldering. Also available as connector-only.

Available in matte black and stainless steel finishes. Many models now also available in white.

FEATURES

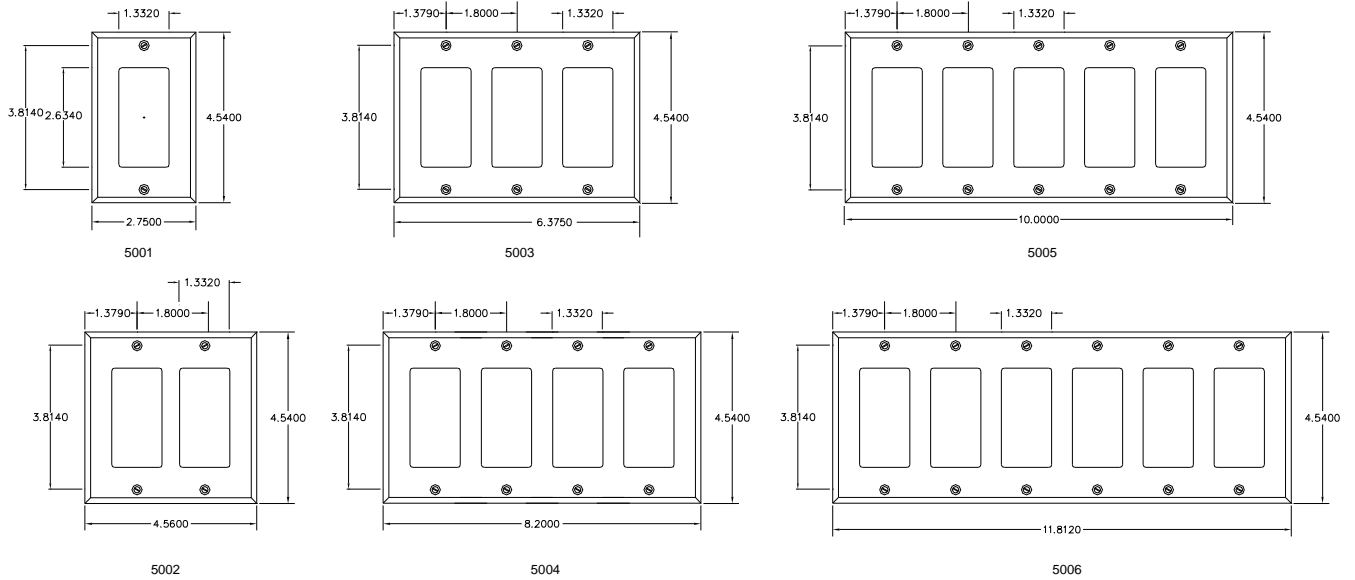
- Rugged locking-style connectors
- Easy, modular assembly using standard backboxes
- Two-part pluggable connectors with screw-down or compression fittings mean no soldering
- Field configurable
- Matte black, stainless steel or white finishes (white not available on all models)
- Available as connector-only (without the insert plate)

Pathway cannot provide engraving or printing services

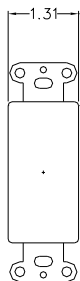


5180BL Pass Thru

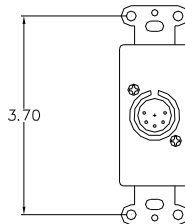
FACEPLATE DIMENSIONS



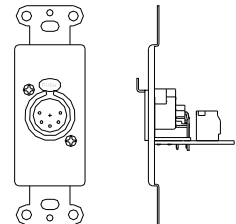
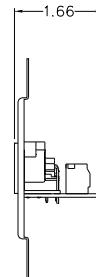
TYPICAL CONNECTORS



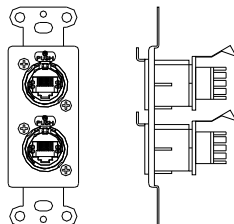
5100
Blank Insert



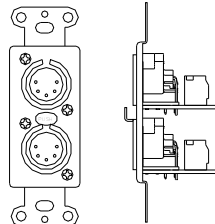
5101
5 Pin Male XLR Insert



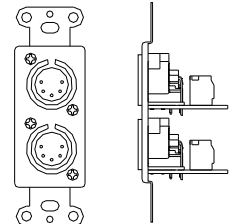
5102
5 Pin Female XLR Insert



5115
Two EtherCon Insert



5121
Dual 5 Pin XLR Insert, M+F



5122
Dual 5 Pin XLR Insert, M+M

FACEPLATES

PART #	DESCRIPTION
5001 BL/SS/WH	Single gang faceplate
5002 BL/SS/WH	Two gang faceplate
5003 BL/SS/WH	Three gang faceplate
5004 BL/SS/WH	Four gang faceplate
5005 BL/SS/WH	Five gang faceplate
5006 BL/SS/WH	Six gang faceplate

DMX CONNECTORS (TERMINAL BLOCK ON REAR)

5101 BL/SS/WH	Male 5-pin XLR insert (M)
5102 BL/SS/WH	Female 5-pin XLR insert (F)
5121 BL/SS/WH	One Male, one Female 5-pin insert (M,F)
5122 BL/SS/WH	Two Male XLR 5-pin insert (M,M)
5123 BL/SS/WH	Two Female 5-pin XLR insert (F,F)
5141 BL/SS	One Male 5-pin XLR, one Ethercon™ RJ45 insert
5142 BL/SS	One Female 5-pin XLR, one Ethercon™ RJ45 insert

ETHERNET

5105 BL/SS	One Ethercon™ RJ45 insert (110 punchdown on rear board)
5115 BL/SS	Two Ethercon™ RJ45 insert (110 punchdown on rear board)
5141 BL/SS	One Male 5-pin XLR, one Ethercon™ RJ45 insert
5142 BL/SS	One Female 5-pin XLR, one Ethercon™ RJ45 insert
5165 BL/SS	One Ethercon™ Feedthru insert (female RJ45 jack on rear board)

DMX CONNECTORS (IDC ON REAR)

5203 BL/SS/WH	Male 5-pin XLR insert (M)
5204 BL/SS/WH	Female 5-pin XLR insert (F)
5224 BL/SS/WH	One Male, one Female 5-pin insert (M,F)
5225 BL/SS/WH	Two Male XLR 5-pin insert (M,M)
5226 BL/SS/WH	Two Female 5-pin XLR insert (F,F)

MISCELLANEOUS

PART #	DESCRIPTION
5100BL/SS/WH	Blank insert
5103 BL/SS	One Male 4-pin XLR insert
5104 BL/SS	One Female 4-pin XLR insert
5107 BL/SS	One Male 3-pin XLR insert
5108 BL/SS	One Female 3-pin XLR insert
5127 BL/SS	Two Male 3-pin XLR insert
5128BL/SS	Two Female 3-pin XLR insert
5129 BL/SS	One Male, one Female 3-pin XLR insert
5136 BL/SS	One Female 3-pin, one Female 5-pin XLR insert

PASS THROUGH CONNECTOR

5180BL	One Male, one Female 5-pin XLR Pass-Through w/ user switch
--------	--

CONNECTORS ONLY (NO INSERT PLATE)

40-0024	One Male 5-pin XLR (D-type)
40-0025	One Female 5-pin XLR (D-type)
40-0051	One Male 5-pin XLR (B-type)
40-0052	One Female XLR (B-type)
40-0062	One Male 3-pin XLR (B-type)
40-0063	One Female XLR (B-type)

DMX512 PIN OUT

XLR PIN #	PURPOSE
1	Shield/COM
2	Data - (complement)
3	Data + (true)
4	Data - (pair 2 complement)
5	Data + (pair 2 true)